

COVID-19 Connecticut County by County Hospital Bed Demand versus Supply

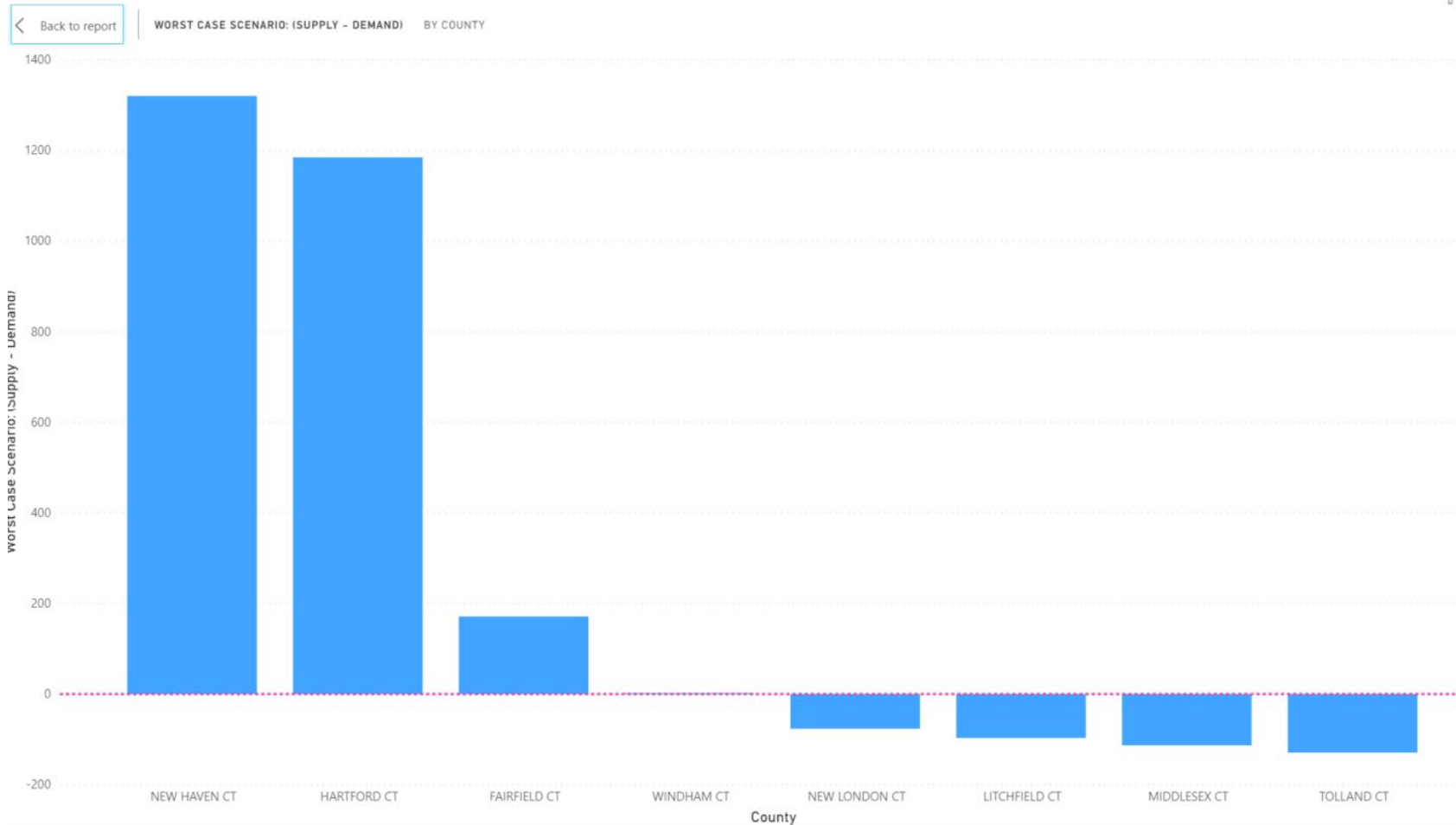


Fig 1: The above figure shows Supply minus Demand at peak using the Imperial-College-COVID19-NPI-modelling-16-03-2020 and the exponential regression model in the article published. All appearing above the red dashed line have capacity even at peak. All Counties that at or falling below the red line are will not be able to meet demand. In this scenario, peak will hit mid-May. Planning for servicing counties that either do not have hospitals or overburdened systems should be made. Some Counties will have capacity to redirect to needed areas.

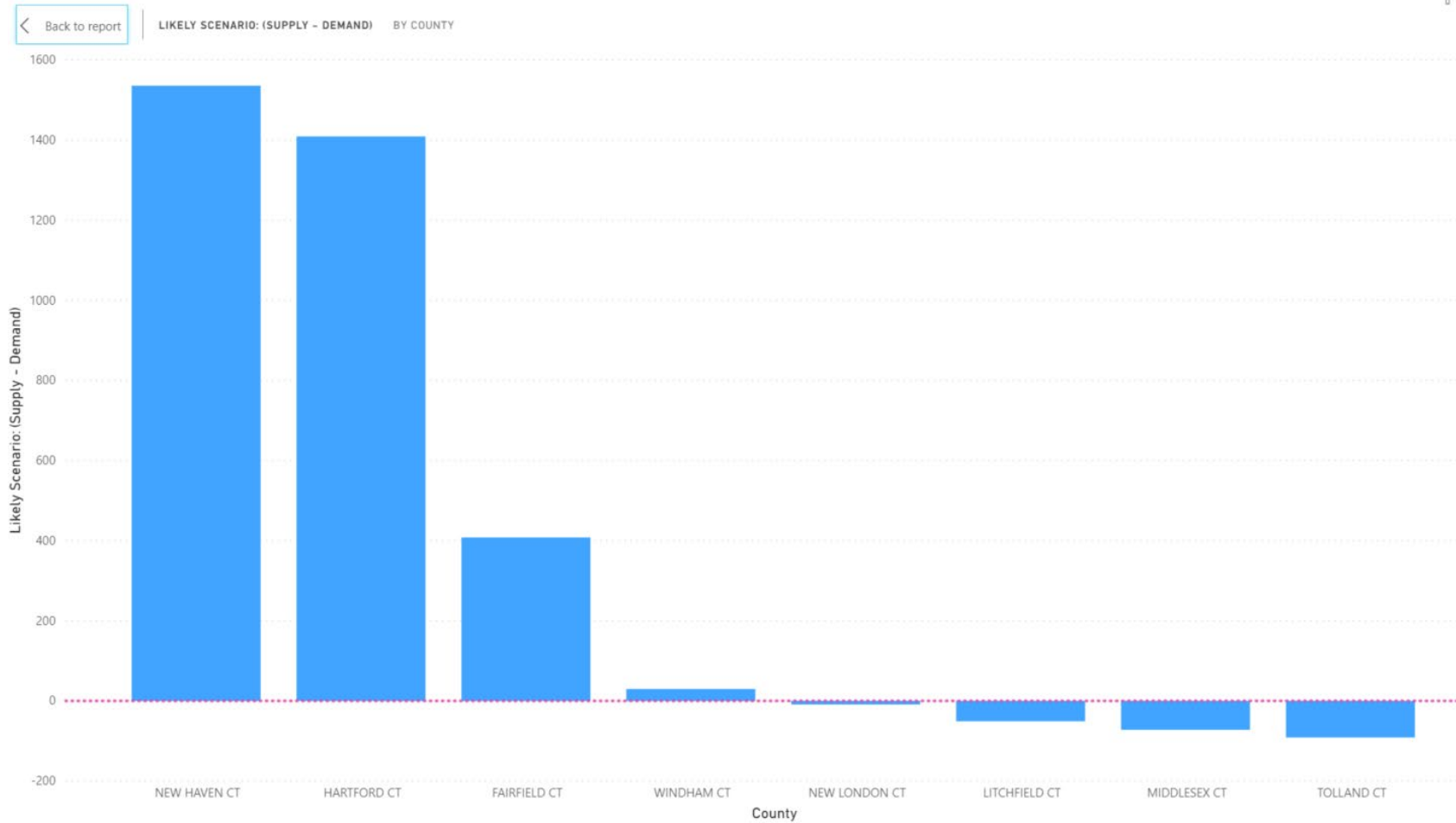


Fig 2: In the more likely scenario where some precautions are taken to flatten the curve, data suggests some Counties will still be unable to meet the needed demand. The peak will hit in early June. Planning for servicing counties that either do not have hospitals or overburdened systems should be made. Some Counties will have capacity to redirect to needed areas.

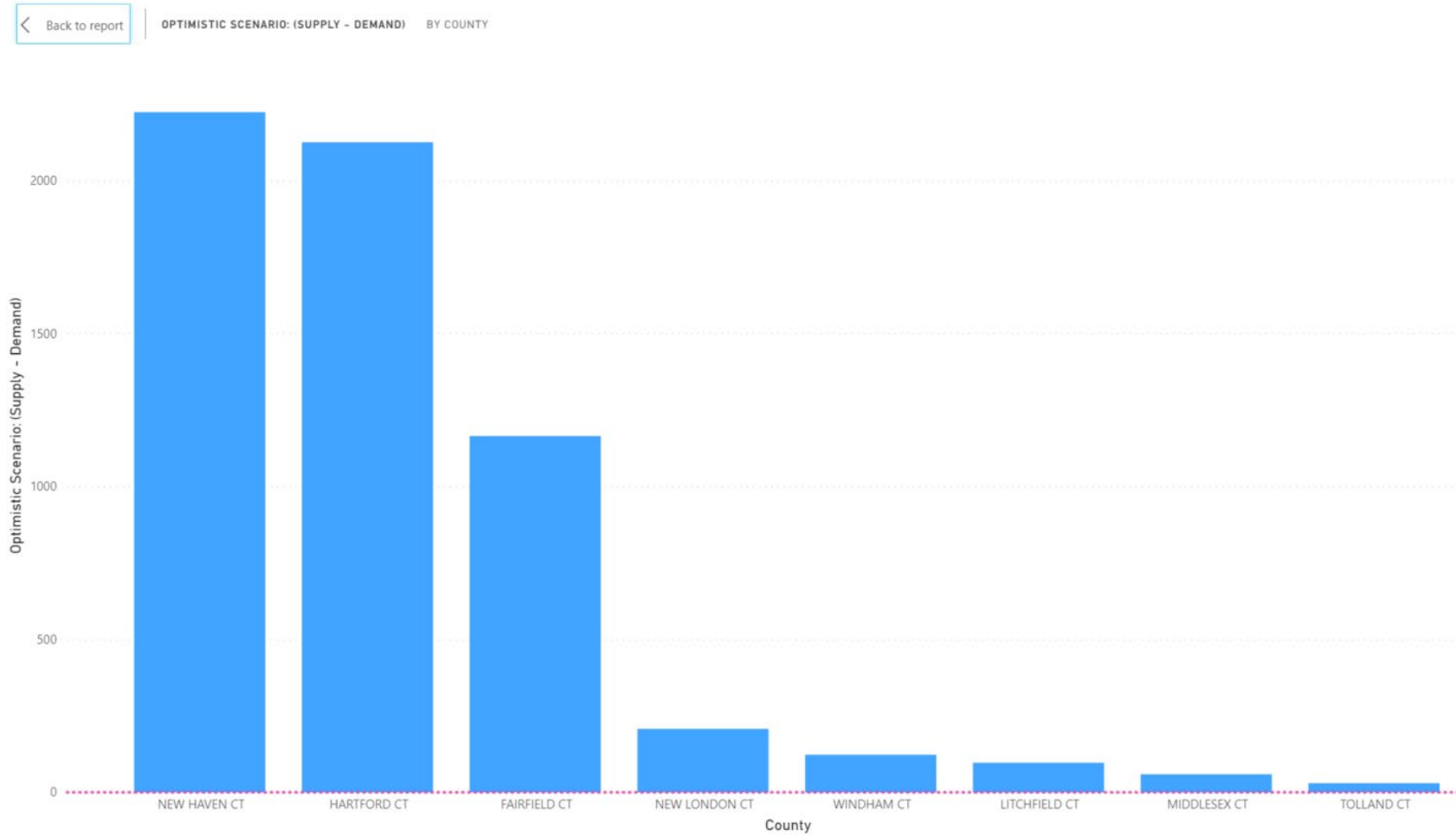


Fig 3: In the scenario where all precautions are taken to flatten the curve, data suggests all Counties will be able to meet the needed demand. The peak will hit in June. Planning for servicing counties that either do not have hospitals or overburdened systems should be made. Several Counties will have capacity to redirect to needed areas.

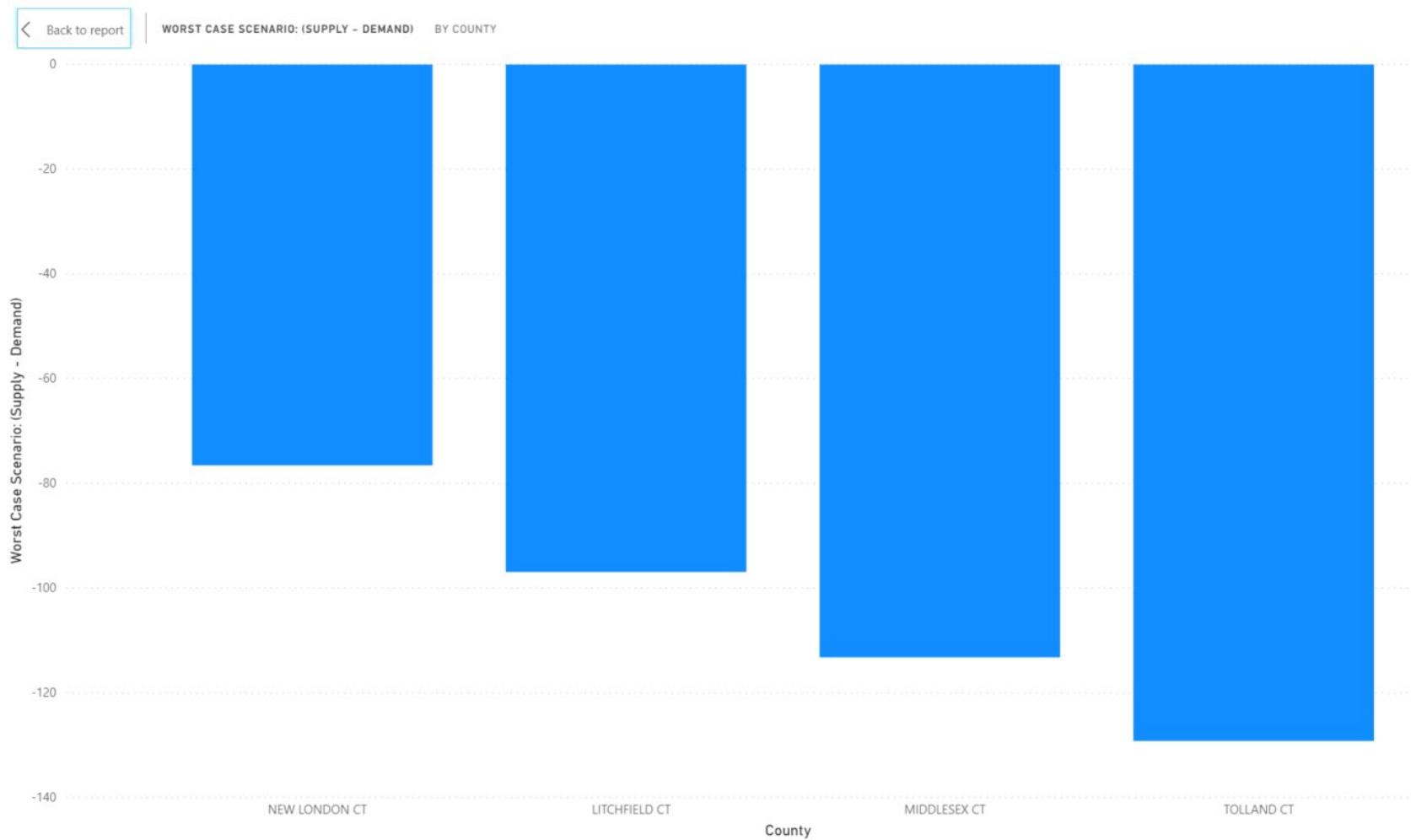


Fig 4: The figure above represents Counties that will run out of beds at peak for the Worst-Case scenario



Fig 5: The figure above represents Counties that will run out of beds at peak for the Likely scenario

| County | State | Total Population | 65+ Population | Beds | With Full Precautions - Optimistic Scenario of needed Demand for Hospital Beds | | | | | With Some Precautions - Likely Scenario of needed Demand for Hospital Beds | | | | | With No Precautions - Worst Case Scenario of needed Demand for Hospital Beds | | | | | Counties to run out of beds (all precautions - Optimistic) | Counties to run out of beds (some precautions - Likely) | Counties to run out of beds (no precautions - Worstcase) | | | | |
|---------------|-------|------------------|----------------|------|--|-------|--------|------------|--------|--|-------|-------|--------|--------|--|---------|-------|---------|--------|--|---|--|--------|----------|---|---|
| | | | | | O-April | O-May | O-June | O-Mid-June | O-July | O-August | L-Apr | L-May | L-June | L-July | L-August | W-April | W-May | Mid-May | W-June | | | | W-July | W-August | | |
| FAIRFIELD CT | CT | 947328 | 175231 | 2066 | 95 | 95 | 853 | 900 | 474 | 95 | 95 | 474 | 1658 | 474 | 95 | 95 | 947 | 2605 | 1895 | 142 | 95 | | | | x | |
| HARTFORD CT | CT | 897417 | 177262 | 2980 | 90 | 90 | 808 | 853 | 449 | 90 | 90 | 449 | 1570 | 449 | 90 | 90 | 897 | 2468 | 1795 | 135 | 90 | | | | | |
| LITCHFIELD CT | CT | 184454 | 44626 | 272 | 18 | 18 | 166 | 175 | 92 | 18 | 18 | 92 | 323 | 92 | 18 | 18 | 184 | 507 | 369 | 28 | 18 | | | x | | x |
| MIDDLESEX CT | CT | 164110 | 36531 | 215 | 16 | 16 | 148 | 156 | 82 | 16 | 16 | 82 | 287 | 82 | 16 | 16 | 164 | 451 | 328 | 25 | 16 | | | x | | x |
| NEW HAVEN CT | CT | 862127 | 172172 | 3045 | 86 | 86 | 776 | 819 | 431 | 86 | 86 | 431 | 1509 | 431 | 86 | 86 | 862 | 2371 | 1724 | 129 | 86 | | | | | |
| NEW LONDON CT | CT | 270772 | 57414 | 465 | 27 | 27 | 244 | 257 | 135 | 27 | 27 | 135 | 474 | 135 | 27 | 27 | 271 | 745 | 542 | 41 | 27 | | | x | | x |
| TOLLAND CT | CT | 151596 | 29128 | 174 | 15 | 15 | 136 | 144 | 76 | 15 | 15 | 76 | 265 | 76 | 15 | 15 | 152 | 417 | 303 | 23 | 15 | | | x | | x |
| WINDHAM CT | CT | 116674 | 23072 | 234 | 12 | 12 | 105 | 111 | 58 | 12 | 12 | 58 | 204 | 58 | 12 | 12 | 117 | 321 | 233 | 18 | 12 | | | | | x |

Table 1: Table with Data showing all three scenarios